

Research on Scheduling Strategy of AFDX End System Based on Time/Event Trigger

Ziran Shen^{*}, Leilei Yin, Yi Li, Yuanyuan Xu

The 28th Research Institute of China Electronics Technology Group Corporation, Nanjing, China

Email address:

764319837@qq.com (Ziran Shen)

^{*}Corresponding author

To cite this article:

Ziran Shen, Leilei Yin, Yi Li, Yuanyuan Xu. Research on Scheduling Strategy of AFDX End System Based on Time/Event Trigger. *International Journal of Information and Communication Sciences*. Vol. 3, No. 2, 2018, pp. 66-74. doi: 10.11648/j.ijics.20180302.16

Received: August 23, 2018; **Accepted:** September 25, 2018; **Published:** October 18, 2018

Abstract: To meet different time delay requirements of different data, three scheduling strategies based on event, time and event-time are studied in this paper. The network calculus method is used to derive the maximum delay upper bound of virtual link based on three scheduling strategies, the relationship between the maximum delay upper, virtual link parameters, time schedule parameters and the frame length is compared, the difference between the alternate scheduling strategy and the Time-Triggered or event-triggered scheduling is studied. The AFDX (Avionics Full-Duplex Switched Ethernet) virtual network model is established to verify the theory based on OPNET, the determinist of the Time-Triggered link, the maximum delay of the event-triggered link and the efficiency of the end system transmission are compared under different scheduling strategies. Also, the applicable occasions of different scheduling strategies are studied. The results show that the event and time alternate scheduling strategy not only ensures the certainty of Time-Triggered link transmission, but also reduces the event triggering. The maximum delay upper bound of the link effectively improves the data processing capability and transmission efficiency, ensures the stability and certainty of the periodic signal transmission, and is suitable for the aviation bus system with different kinds of data with different delay requirements.

Keywords: Time-Triggered, Event-Triggered, Scheduling Strategy, Determinism, Maximum Delay Upper Bound

1. Introduction

The terminal system in the AFDX network communication system is the interface connecting the avionics subsystem with the AFDX bus, and undertakes the task of safe and reliable data exchange. As an important part and key part of AFDX network data transmission, the performance of the terminal system directly affects the communication performance of the entire AFDX network. Domestic and foreign scholars have carried out a lot of research work on the AFDX backbone network to the multi-node system scheduling strategy of the airborne distributed control system connected to the network [1-5]. At present, the commonly used scheduling algorithms have different service rules, control purposes and Complexity, the commonly used communication scheduling mechanism is based on event triggering or time triggering [6-10]. When forwarding the same priority data under the large airborne network structure, the data delay limit on each virtual link

may be too large due to different paths, the onboard network load is not balanced.

In order to solve the problem of end system transmission efficiency and reduce link transmission delay, the research on the peer system scheduling strategy of this group has achieved certain results. The weighted polling based on data frame length, the combined scheduling based on short frame and weighted polling, and the three scheduling strategies based on time triggering and event triggering are given. This paper analyzes and compares the events in the scheduling strategy proposed by the research group. Trigger scheduling, Time-Triggered scheduling, and time-determination and delay time of data frame transmission under alternate time and event triggering scheduling methods, and simulation verification by network calculus and OPNET model. The experimental results show that Time-Triggered and event-triggered alternate scheduling methods can be used. The balanced AFDX end system requires different types of data for real-time

performance, and the end system scheduling strategy proposed in this paper is applicable to different network environments for data transmission.

2. Event-Triggered Scheduling Strategy

The combined scheduling strategy of short frame and weight polling combines the combined scheduling policy with weighted polling on the basis of short frame priority, combined with the advantage of short frame priority scheduling algorithm, by polling long frame data with weight to sacrifice the general The bandwidth of the task data stream ensures timely transmission of more important task data, improves the bandwidth utilization of the AFDX end system of the airborne network, and reduces the maximum delay upper bound of the short frame virtual link, especially suitable for data transmission with more short-frame data streams.

2.1. Event-Triggered Scheduling Policy Structure

The structure of combined scheduling is shown in Figure 1. According to the information exchange between different units of the system network, we can divide the network data stream into shortframe data stream and long frame data stream by the length of the frame. Moreover, the short-frame has the highest priority to schedule and process the short-frame packet. At the same time, we will distribute the long frame data stream into the relatively important tasks and general tasks by the data types and into different proportions of transmission bandwidth, which make sure that different types of data streams have different weights to satisfy its real-time requirement. In order to ensure short-frame data transmission, short-frame queue was priority to schedule. Weight ratio of Long frame queue play a more important role, which provides the bandwidth required for general task data packet transmission and realizes the timely transmission of the relativelyimportant task of data.

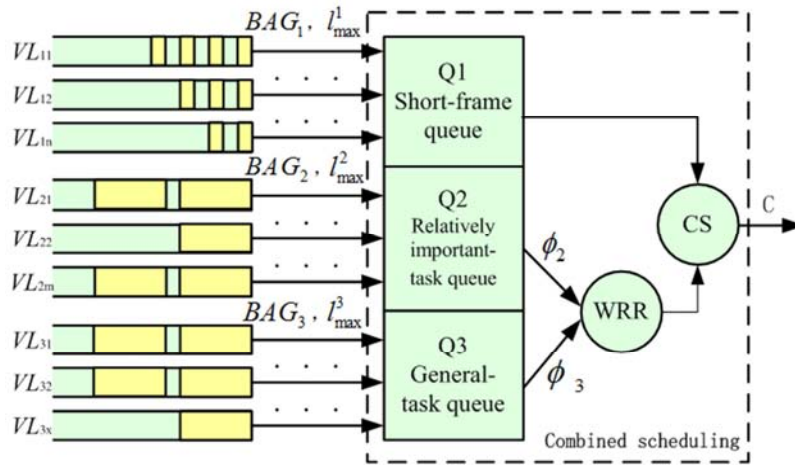


Figure 1. The combined scheduling strategy structure.

2.2. Virtual Link Delay Upper Bound

In this combined scheduler, the service curve meets $\beta(t) = C * t$. The short-frame data stream is integrated into the Q_1 queue with highest priority, and the combination scheduling has priority to process the short frame data stream, that is, the short-frame has the highest priority to schedule and process the short-frame packet, but it will be blocked at more once with the being processed data packets. The data flow in the Q_2 / Q_3 queue can be processed just when the data stream of the high priority queue has been processed. The first delay corresponding to the situation is the frame is being blocked withthe high priority queue. Based on the service curve and the arrival curve in the network calculation method, the delayed upper bound D_i expression of the queue Q_i under the combined scheduling algorithm is solved.

$$D_1 = 8 \times \frac{\max(l_{\max}^2, l_{\max}^3) + \sum_{i=1}^n l_{\max}^1}{C}$$

$$D_2 = 8 \times \frac{(\sum_{i=1}^n l_{\max}^{li} + \phi_3 \times l_{\max}^3) \times \frac{\phi_2 \times l_{\max}^2}{\sum_{m=2}^3 (\phi_m \times l_{\max}^m)} + \sum_{i=1}^n l_{\max}^2}{(C - \sum_{i=1}^n \frac{8l_{\max}^{li}}{BAG_{li}}) \times \frac{\phi_2 \times l_{\max}^2}{\sum_{m=2}^3 (\phi_m \times l_{\max}^m)}}$$

$$D_3 = 8 \times \frac{(\sum_{i=1}^n l_{\max}^{li} + \phi_2 \times l_{\max}^2) \times \frac{\phi_3 \times l_{\max}^3}{\sum_{m=2}^3 (\phi_m \times l_{\max}^m)} + \sum_{i=1}^n l_{\max}^3}{(C - \sum_{i=1}^n \frac{8l_{\max}^{li}}{BAG_{li}}) \times \frac{\phi_3 \times l_{\max}^3}{\sum_{m=2}^3 (\phi_m \times l_{\max}^m)}}$$

Where, l_{\max}^2, l_{\max}^3 is the maximum frame length of the

Q_2, Q_3 queue. l_{max}^{li} is the maximum frame length of the i th VL in Q_1 queue, BAG_{li} is the bandwidth allocation interval of the i th VL in Q_1 queue. n is the number of virtual link aggregation for the high priority queue.

It can be seen from the above formula that the delay upper bound of the virtual link is related to the physical link bandwidth, the maximum frame length of the virtual link and the polling weight ratio.

3. Time-Triggered Scheduling Strategy

The TTP protocol based on the time triggered, using TDMA (time-division multiple access) technology, a cluster

cycle is divided into a number of TDMA round, distribution of different time slots in each round to send a message to all nodes, and finally form a unified message schedule [4-7]. At the same time, only one node to transmit the message. The network that communicates based on the Time-Triggered mode advances in real time along the timetable established based on the global time. The communication of all nodes does not conflict with each other, avoiding the unpredictability, message congestion and delay of the event triggering mode. Jitter problem. The time slot, message length and cluster period of each node can be adjusted according to the actual application during cluster design, so as to obtain the maximum bandwidth utilization.

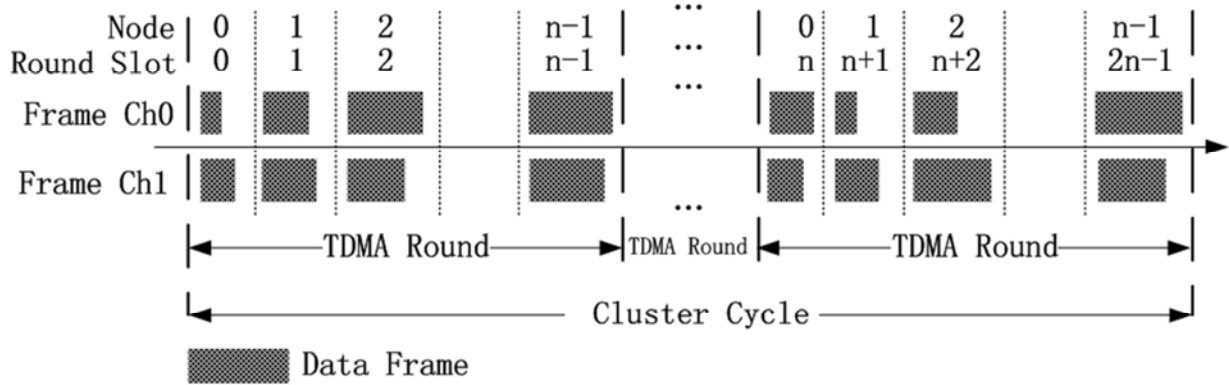


Figure 2. The allocation of node slot.

Assume that the AFDX end system has m time triggered virtual links $VL_{TT1}, VL_{TT2}, \dots, VL_{TTm}$, the data transmission cycle of which are T_1, T_2, \dots, T_m , and $T_1 \leq T_2 \leq \dots \leq T_m$,

T_{GCD} and T_{LCM} represent the greatest common divisor and least common multiple of T_1, T_2, \dots and T_m , the time schedule is shown in Figure 3.

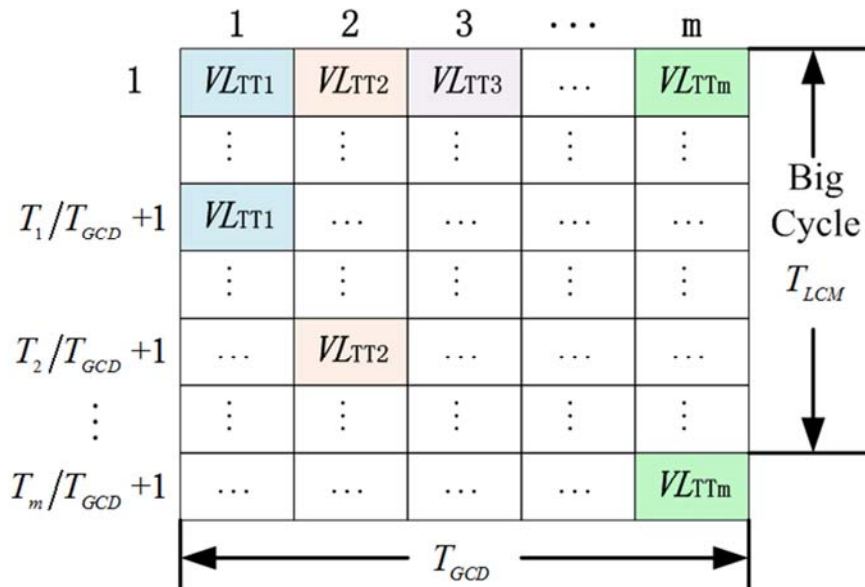


Figure 3. Time schedule.

When a Time-Triggered scheduling policy is adopted, the data frames of each virtual link are sent strictly according to the time scheduled by the scheduling schedule, and the delay

time of the data frame in the queue is the planned transmission time of the data frame in the scheduling schedule. The difference between the time after traffic

shaping. Considering the case of delay processing in the worst case, the transmission time of a virtual link is just passed, and the data frame arrives, waiting for the next time allocated to the link, based on the Time-Triggered virtual chain. The maximum delay upper bound of the path is the time slot period assigned to the link. Consider the maximum length and bandwidth of data frames in the AFDX network.

Each time slot needs to be greater than 123.04. μs If the data transmission period of each link is greater than or equal to the time slot, the upper bound of the maximum delay of the virtual link based on time triggering must be greater than 123.04. μs .

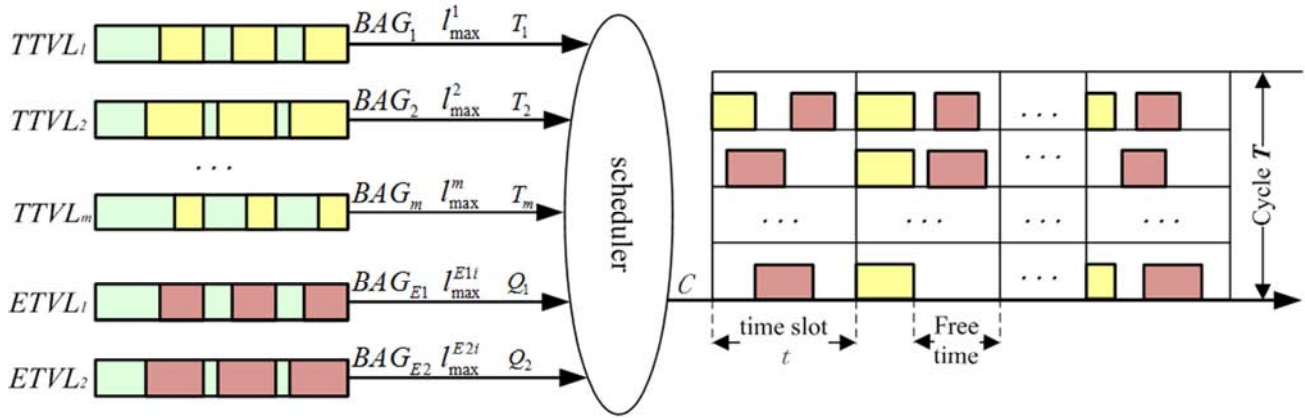


Figure 4. Alternate scheduling structure.

4. Event and Time Alternate Scheduling Strategy

The structure of alternate scheduling is shown in Figure 4. The end system data stream is divided into time triggered virtual link (TTVL) and event triggered virtual link (ETVL) according to the demand of delay time. Time triggered virtual link (periodic data) require the stability of delay, but the delay time of event triggered virtual link (burst data and non real-time data) is as small as possible. According to this alternate scheduling method based on time triggered and event triggered, the TTVL is transmitted in the predetermined time schedule, and the event triggered virtual link is transmitted in the free time outside the regulation TTVL time. For the event triggered virtual link, according to the different requirements of instantaneity, the burst data has higher priority and should be scheduled to take precedence over.

The time triggered virtual links are scheduled according to the time schedule, and the event triggered virtual links are scheduled in the free time of the time schedule. So in the big cycle T_{LCM} of the time schedule, the scheduling time assigned to the event triggered link is:

$$t_{ETVL} = T_{LCM} - \sum_{i=1}^m \left(\frac{l_{max}^i}{C} \times \frac{T_{LCM}}{T_i} \right)$$

In which, m is the number of the time triggered links, T_i is the data transmission cycle of the i th time triggered link, so the total service curve of the event triggered links is:

$$\beta_{ETVL}(t) = C \times \frac{T_{LCM} - \sum_{i=1}^m \left(\frac{l_{max}^i}{C} \times \frac{T_{LCM}}{T_i} \right)}{T_{LCM}} \times t$$

For the event triggered virtual link, the burst data streams highly requiring real time are placed in queue Q_1 with the highest priority and prioritized, but will be blocked with the queue Q_2 that is being processed at most once and the time triggered packet once, so the service curve of queue Q_1 meet the rate delay model, that is,

$$\beta_{Q1}(t) = C \times \frac{T_{LCM} - \sum_{i=1}^m \left(\frac{l_{max}^i}{C} \times \frac{T_{LCM}}{T_i} \right)}{T_{LCM}} \times \left(t - \frac{l_{max}^{Q2} + \max_{i=1}^m (l_{max}^i)}{C} \right)$$

For the nonperiodic data link lowly requiring real time, the delay in the worst case is considered. Queue Q_2 will be blocked with the time triggered packet once after waiting the transmission of the queue Q_1 , so the service curve of queue Q_2 is:

$$\beta_{Q2}(t) = C \times \frac{T_{LCM} - \sum_{i=1}^m \left(\frac{l_{max}^i}{C} \times \frac{T_{LCM}}{T_i} \right)}{T_{LCM}} \times \left(t - \frac{l_{max}^{Q1} + \max_{i=1}^m (l_{max}^i)}{C} \right)$$

When the high priority queue (burst data stream) and the low priority queue (nonperiodic data stream) has multiple virtual link data flows, according to the analysis of the FIFO scheduling algorithm, without considering the end system scheduler generates a delay jitter, the service curve for the j th VL data flow in the Q_1, Q_2 queue:

$$\beta_{Q1j}(t) = \left(C \times \frac{T_{LCM} - \sum_{i=1}^m \left(\frac{l_{\max}^i}{C} \times \frac{T_{LCM}}{T_i} \right)}{T_{LCM}} - \sum_{w \neq j} \frac{l_{\max}^{Q1w}}{BAG_{Q1w}} \right) \times \left(t - \frac{l_{\max}^{Q2} + \max_{i=1}^m (l_{\max}^i)}{C} - \frac{\sum_{w \neq j} l_{\max}^{Q1w}}{T_{LCM} - \sum_{i=1}^m \left(\frac{l_{\max}^i}{C} \times \frac{T_{LCM}}{T_i} \right)} \right) / \left(C \times \frac{T_{LCM} - \sum_{i=1}^m \left(\frac{l_{\max}^i}{C} \times \frac{T_{LCM}}{T_i} \right)}{T_{LCM}} \right)$$

$$\beta_{Q2j}(t) = \left(C \times \frac{T_{LCM} - \sum_{i=1}^m \left(\frac{l_{\max}^i}{C} \times \frac{T_{LCM}}{T_i} \right)}{T_{LCM}} - \sum_{w \neq j} \frac{l_{\max}^{Q2w}}{BAG_{Q2w}} \right) \times \left(t - \frac{l_{\max}^{Q1} + \max_{i=1}^m (l_{\max}^i)}{C} - \frac{\sum_{w \neq j} l_{\max}^{Q2w}}{T_{LCM} - \sum_{i=1}^m \left(\frac{l_{\max}^i}{C} \times \frac{T_{LCM}}{T_i} \right)} \right) / \left(C \times \frac{T_{LCM} - \sum_{i=1}^m \left(\frac{l_{\max}^i}{C} \times \frac{T_{LCM}}{T_i} \right)}{T_{LCM}} \right)$$

Based on the service curve and the arrival curve in the network calculation method, we will calculate the delay upper bound D_{Q_i} of Q_i queue under the alternate scheduling algorithm:

$$D_{Q1} = \frac{\sum_{i=1}^n l_{\max}^i}{C \times \frac{T_{LCM} - \sum_{i=1}^m \left(\frac{l_{\max}^i}{C} \times \frac{T_{LCM}}{T_i} \right)}{T_{LCM}}} + \frac{l_{\max}^{Q2} + \max_{i=1}^m (l_{\max}^i)}{C}$$

$$D_{Q2} = \frac{\sum_{i=1}^n l_{\max}^i}{C \times \frac{T_{LCM} - \sum_{i=1}^m \left(\frac{l_{\max}^i}{C} \times \frac{T_{LCM}}{T_i} \right)}{T_{LCM}}} + \frac{l_{\max}^{Q1} + \max_{i=1}^m (l_{\max}^i)}{C}$$

The upper expression shows the delay upper bound D_{Q_i} has some connection with the physical link bandwidth, the transmission cycle of TTVL and the maximum frame-length.

The queue Q_i is composed of multiple virtual links, the delay upper bound $D_{Q_{ij}}$ as follows:

$$D_{Q1j} = \frac{l_{\max}^{Q1j}}{C \times \frac{T_{LCM} - \sum_{i=1}^m \left(\frac{l_{\max}^i}{C} \times \frac{T_{LCM}}{T_i} \right)}{T_{LCM}} - \sum_{w \neq j} \frac{l_{\max}^{Q1w}}{BAG_{Q1w}}} + \frac{l_{\max}^{Q2} + \max_{i=1}^m (l_{\max}^i)}{C} + \frac{\sum_{w \neq j} l_{\max}^{Q1w}}{C \times \frac{T_{LCM} - \sum_{i=1}^m \left(\frac{l_{\max}^i}{C} \times \frac{T_{LCM}}{T_i} \right)}{T_{LCM}}}$$

$$D_{Q2j} = \frac{l_{\max}^{Q1j}}{C \times \frac{T_{LCM} - \sum_{i=1}^m \left(\frac{l_{\max}^i}{C} \times \frac{T_{LCM}}{T_i} \right)}{T_{LCM}} - \sum_{w \neq j} \frac{l_{\max}^{Q2w}}{BAG_{Q2w}}} + \frac{l_{\max}^{Q1} + \max_{i=1}^m (l_{\max}^i)}{C} + \frac{\sum_{w \neq j} l_{\max}^{Q2w}}{C \times \frac{T_{LCM} - \sum_{i=1}^m \left(\frac{l_{\max}^i}{C} \times \frac{T_{LCM}}{T_i} \right)}{T_{LCM}}}$$

The upper expression shows the delay upper bound $D_{Q_{ij}}$ has some connection with the physical link bandwidth, the transmission cycle of TTVL, the maximum frame-length and the number of virtual link.

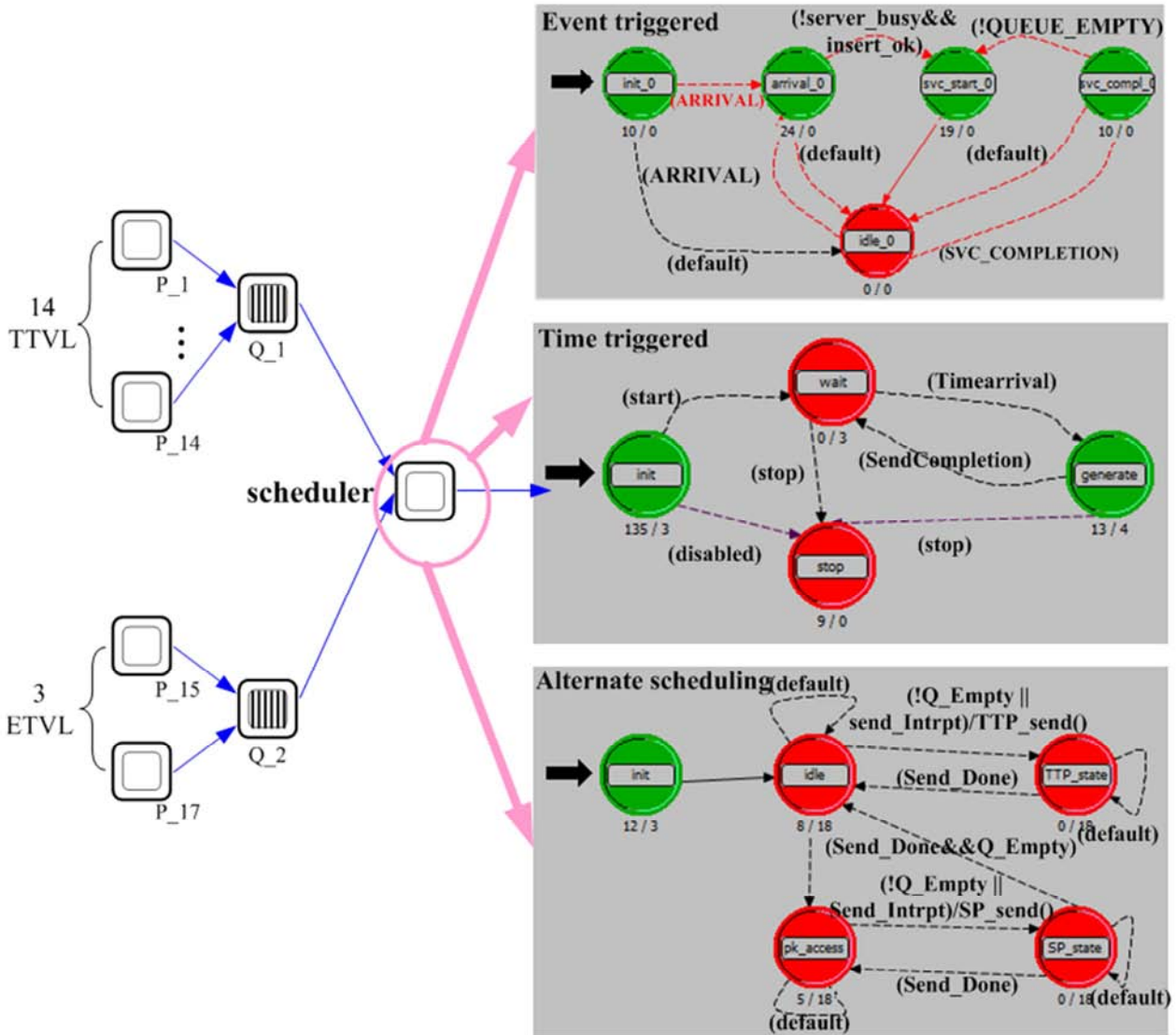


Figure 5. AFDX end system simulation model.

5. Test Verification of Terminal System Scheduling Policy

5.1. Simulation Analysis

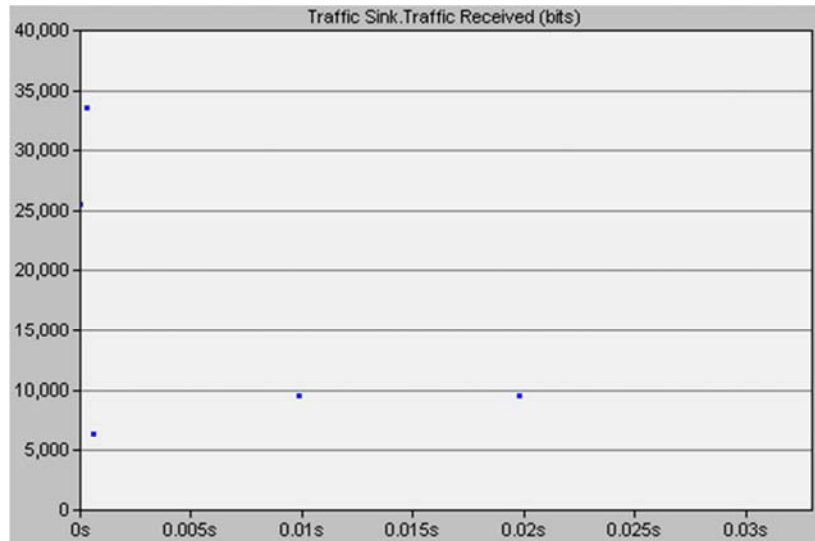
AFDX network simulation model is established. As shown in Figure 5, the deterministic of the Time-Triggered link and the delay of the event-triggered virtual link under the three algorithms of event triggering, time triggering and event-time alternate scheduling are simulated time.

5.2. Deterministic Analysis of Time-Triggered Scheduling Virtual Link

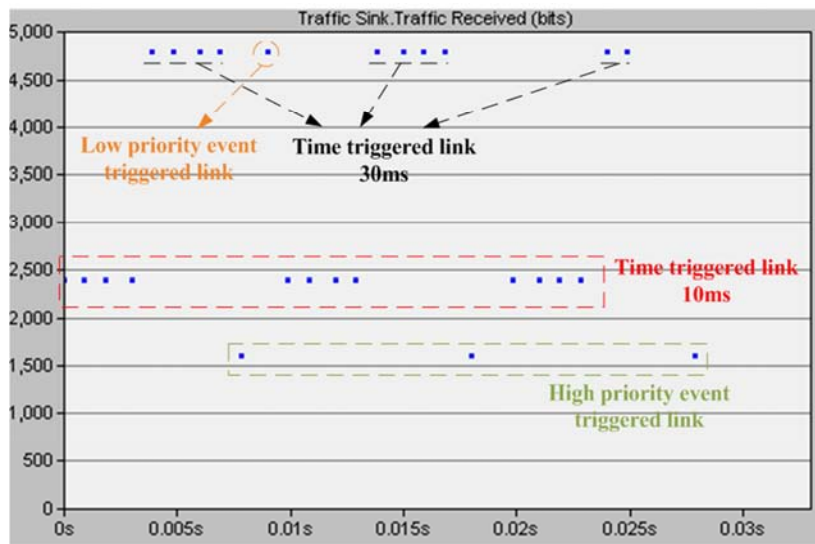
According to the model simulation shown in Figure 5, the three systems of event triggering, time triggering and alternate scheduling are shown, and the data transmitted by the end system are shown in Figure 6(a), (b) and (c), respectively.

We can see from Figure 6, the data sending together will

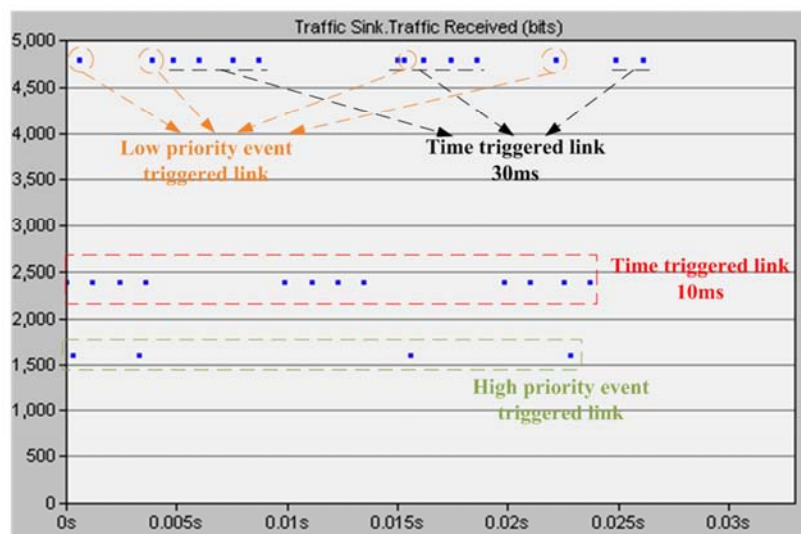
prone to congestion under the event scheduling strategy, it is difficult to classify the data packets with different priority, security and instantaneity requirements, and periodic data transmission is not stable, the determinacy of periodic data transmission cannot be ensured. The data frames of each virtual link are strictly in accordance with the time schedule to send under the time triggered scheduling strategy, the transmission of data frames with complete certainty ensure the stability of the periodic data transmission, but at the same time, the event triggered data frame of the virtual link also needs to be sent in accordance with the time schedule, which cannot guarantee the instantaneity of the burst data and non real time data. The data frames of each time triggered virtual link are strictly in accordance with the time schedule to send under the time triggered and event triggered alternate scheduling strategy, the data frames of each event triggered virtual link are send in the free time of the time schedule, both to ensure the stability of the periodic data transmission, and reduce the delay time of burst data or non real time data and improve the bandwidth utilization.



(a) Event scheduling strategy



(b) Time scheduling strategy



(c) Alternate scheduling strategy

Figure 6. AFDX end system sends data.

5.3. Delay Analysis of Event-Triggered Scheduling Virtual Link

The article analyzes the delay time of the event triggered virtual link in this three scheduling strategy too, the simulation result is shown in Figure 7.

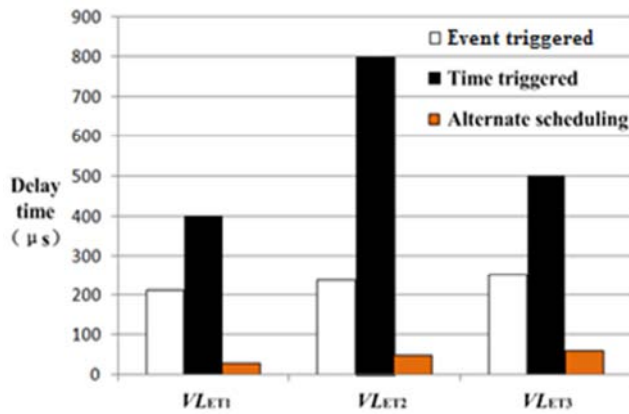


Figure 7. Delay time for triggering virtual link events under different scheduling policies.

It can be seen from Figure 7:

- (i) Under all scheduling strategies, the simulation results of the virtual link delay time are smaller than the maximum delay upper bound calculation result, which is consistent with the actual situation.
- (ii) Compared with the event scheduling policy, the delay

time of the event-triggered link is significantly increased. This is because the event-triggered link can only be sent in the specified time slot under the Time-Triggered scheduling. The event-triggered link cannot be timely. For transmission, the delay time is equal to the difference between the planned transmission time in the scheduling schedule and the time after traffic shaping.

- (iii) Compared with the event scheduling policy, the delay time of the event-triggered link is significantly reduced. After the Time-Triggered virtual link is sent according to the specified time, the event is triggered by the idle time transmission event, which improves the data frame congestion.
- (iv) Compared with the Time-Triggered scheduling policy, the alternate scheduling policy uses the free time in the scheduling timetable to schedule the event to trigger the link, which effectively reduces the waiting time of the event-triggered link, and the virtual link delay time is significantly reduced.

Through the above analysis, the short frame priority, the frame length based weighted polling, the short frame priority and the polling combination based on three event triggering and time triggering and the time and event alternate scheduling strategy are given, and the applicable occasions of the above scheduling strategy are given, for example. Table 1 shows.

Table 1. Event, time and time and event alternate scheduling strategy applicable occasions.

Scheduling strategy	Applications
Short frame first	Short frame data is mostly, but short frame data is limited for a certain period of time, and there is no strict limit on the delay of medium and long frames and long frames.
Weighted polling based on frame length	The short frame data volume is mostly, and the transmission delay of the medium long frame and the long frame can be controlled, and the transmission balance of each link can be achieved by adjusting the weight ratio. The weight ratio of the strategy needs to be adjusted according to the short frame, medium long frame and long frame ratio of the transmitted data, and the flexibility is not strong. The inappropriate weight ratio will cause the link transmission delay to increase and the transmission efficiency to decrease.
Based on short frame priority and polling combination	When the short frame data volume is large and the long frame link delay has strict requirements, the timeliness of short frame link transmission is guaranteed, and the processing bandwidth of some long frame links is sacrificed to ensure the required long frame. The link delay is reduced. However, under this strategy, the short frame data must be limited for a certain period of time, and the weight ratio needs to be reasonably allocated according to the importance of the long frame data.
Time trigger	The network transmits data with periodicity, and the data transmission is deterministic and reliable.
Time and events Alternate scheduling	The network transmission data has both periodic data and bursty data, which can ensure the deterministic and reliable transmission of periodic data, and ensure the real-time performance of burst data.

6. Conclusion

This paper compares the AFDX end system scheduling strategy triggered by the event, time and time/event proposed by our research group. The short frame priority scheduling is taken as the research object, and the advantages of the frame length based weighted round robin scheduling strategy are analyzed. Applicable occasions, and further improve the combined scheduling algorithm to improve the bandwidth utilization of the airborne network AFDX end system and reduce the maximum delay upper bound of the short frame

virtual link. The research shows that the short frame priority based polling combined scheduling strategy The polling of information interaction according to the weight is implemented, and the effect of short frame priority is achieved, and the maximum delay upper bound and delay time of the short-frame virtual link, the total delay time of all links of the system, and the end system bandwidth are improved. Utilization rate, suitable for airborne distribution system communication networks with short frame data. The Time-Triggered and event-triggered alternate scheduling strategy is analyzed and studied. Compared with the commonly used single-time scheduling and event scheduling

strategies, the delay time of the event-triggered link is effectively reduced, and the system bandwidth utilization is improved, which is suitable for network transmission data. In the case of periodic data and bursty data, the deterministic and reliable transmission of periodic data can be guaranteed, and the real-time performance of burst data can be guaranteed.

References

- [1] Wu Huan, GeHongJuan, Ni JianLi, Xu Yuanyuan. AFDX end system transmission strategy based on shortest frame first scheduling. *Aeronautical Computing Technique*, vol. 42, no. 6, (2012), pp. 125-128.
- [2] XuYuanyuan, GeHongjuan, Wu Huan, Ni Jianli. Research of Virtual combinatorial scheduling strategy in AFDX end system. *Journal of Information & Computational Science*, vol. 12, no. 1, (2015), pp. 255-262.
- [3] XuYuanyuan, GeHongjuan, Chen Si, Liu Shiyu. The application of TTP protocol in aircraft electrical system [C]. *IEEE Transportation Electrification Conference and Expo Asia-Pacific 2014*, 2014.
- [4] YuanYuanXu, HongJuan GE, Shuang WU, etc. Short-frame Prior Scheduling with WRR Transmission Strategy in AFDX Terminal System [J]. *TELKOMNIKA Telecommunication, Computing, Electronics and Control*, 14(3A), 2016:98-107.
- [5] Yuanyuan XU, Hongjuan GE, Jingzhong YANG. Research on the scheduling method of AFDX terminal system based on time triggered and event triggered [J]. *Journal of Intelligent Information Systems*, Vol. 48, June 2017, Issue 3.
- [6] FENG Bingqing, REN Yan. Research on the Scheduling Method of Time-Triggered AFDX Network [J]. *Modern Computer*. 2017, 01:5-9.
- [7] He Xiangdong, Bai Yang, Tian Yuan, Jia Shiwei. Design and Implementation of AFDX Switch Priority Scheduling Technology [J]. *Information & Communications*. 2018, 7:76-78.
- [8] YANG Jingzhong, GE Hongjuan, WU Shuang, XU Yuanyuan. Short-frame prior scheduling with weighted round robin transmission strategy in AFDX terminal system [J]. *Journal of Beijing University of Aeronautics and Astronautics*. 2016, 42(10): 2258-2264.
- [9] ZHAO Luxi, LI Qiao, LIN Wanqing, XIONG Huagang. Stochastic network calculus for analysis of latency on TTEthernet network [J]. *Acta Aeronautica et Astronautica Sinica*. 2016, 37(6):1953-1962.
- [10] ZHANG Qinghai, YIN Rui, DAI Jie, et al. Operation and maintenance management software design for net-worked command and control system [J]. *Command Information System and Technology*. 2018, 9(4):68-93.